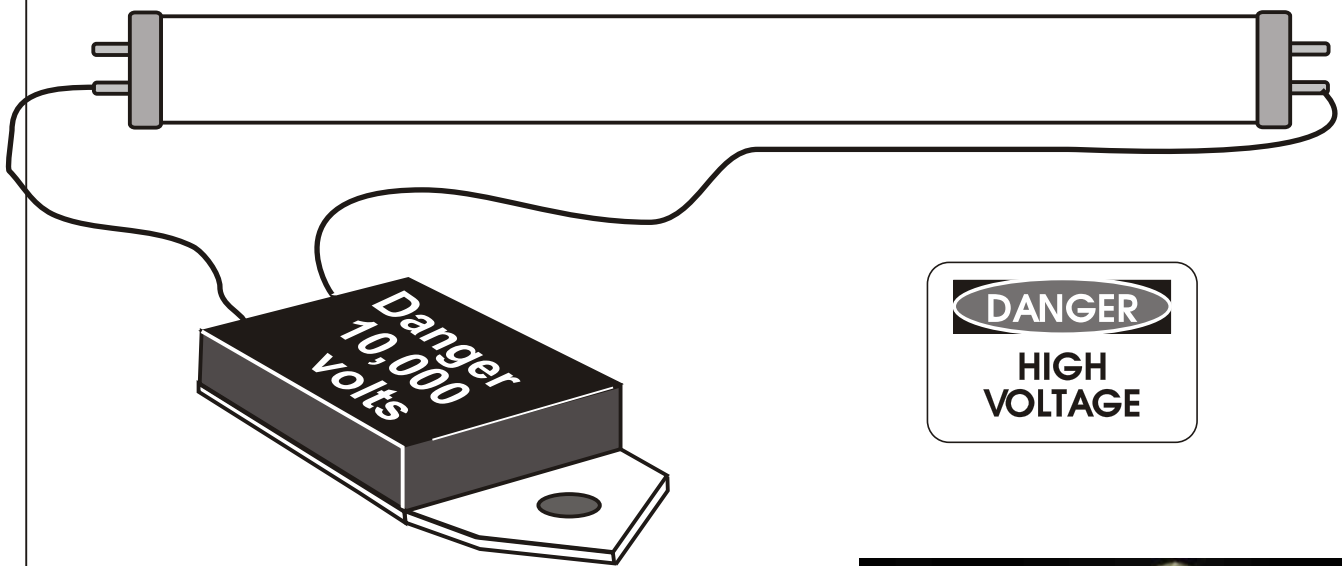


Burnt Out Fluorescent **LIGHT BULBS**

Don't Throw Them Out You Can Reuse Them!

It's true, they can be reused for many years, just as long as the gas is still in them. They could even last up to 40 years? All is needed is a HV voltage DC power supply rated in the low milliamps. You can buy these at Neon shops or sign supply shops, or you can build your own by buying our #363-a Plans for \$29.95, #378 plans for \$9.95 or our #579 step up inverter plans for \$40, these plans are the best to use and give you a lot of needed information.



Creative Science & Research

P.O. Box 557 New Albany, IN. 47151 tesla@fuellesspower.com

www.fuellesspower.com www.fuelless.com

Millions of dollars are being wasted each year.

Fluorescent light bulbs are discarded everyday as waste, but in fact they are still reusable and can be relit. What a waste of Tesla's invention.

You see the electrical apparatus inside the bulb burns out,
BUT, NOT THE GAS!

The gas inside the bulb is still there and you can relight that gas. The gas inside the bulb never dies it will last forever as long as the glass does not break and you can reuse it for the rest of your life, now is that worth paying \$69 for a 10,000 volt inverter? (Better yet build your own HV transformer or step voltage circuit using our plans, See our web site under more plans.)

\$69 divided by 50 years = \$1.38 per year divided by 12 months = .11 ea. month.

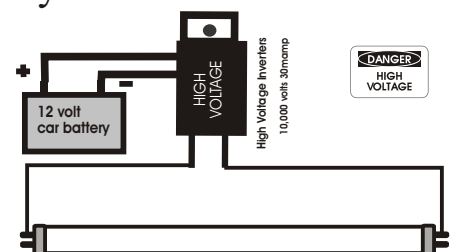
To make the bulb relight all you have to do is apply a high voltage to it at a high kHz with low amperage in the milliamps. You can use voltages as low as 1,000 and up to 15,000 volts ac. You can also use HV DC if you pulse the DC through a Transformer or coil of copper coated wire. The amperage should be in the milliamps, 15 ma or less. Less is better!

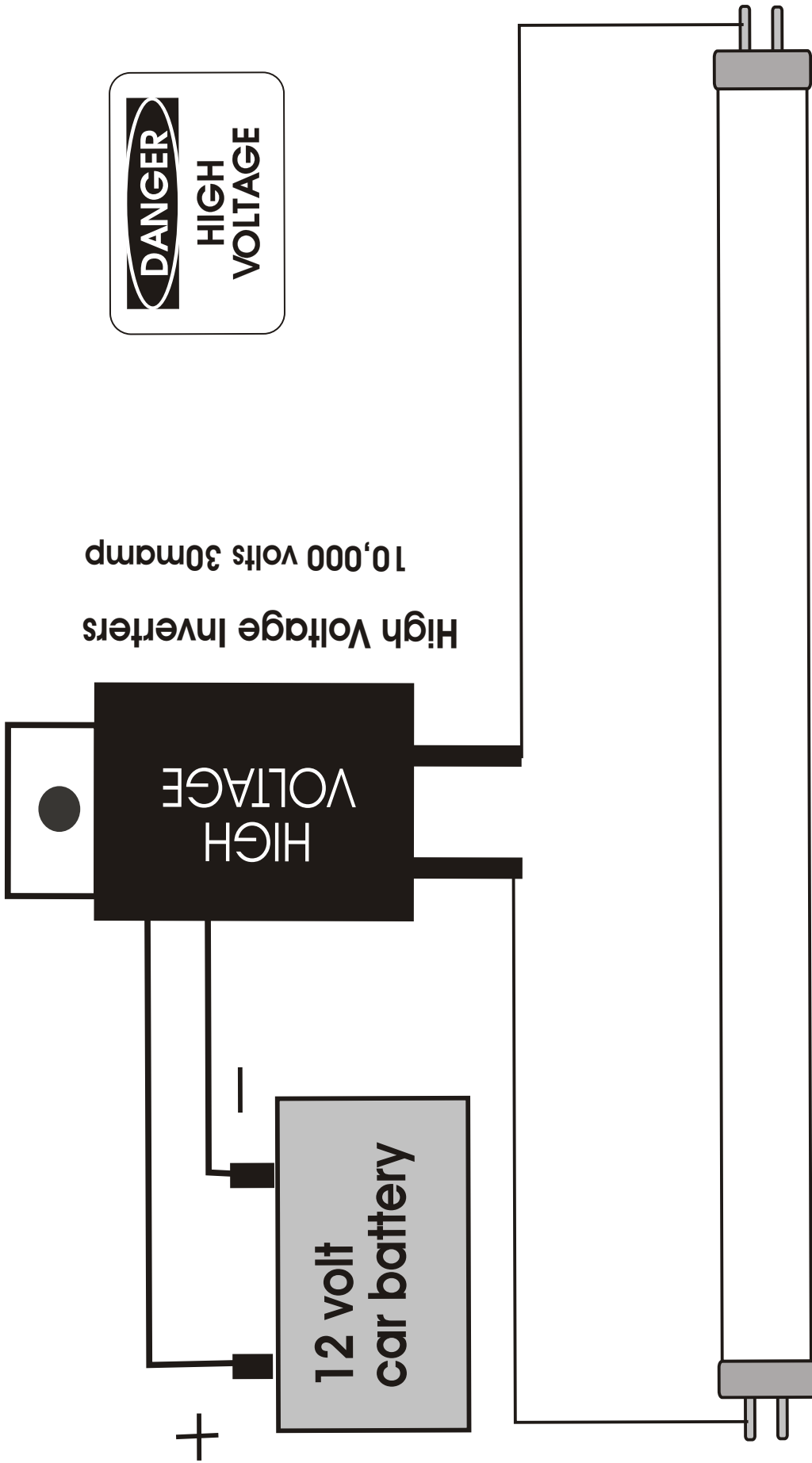
You can use a neon transformer from a neon sign shop or a high volt fence power supply from any hardware store or farm supply house. But is much cheaper if you learn how to build your own power supply.

NOTE : 9,000 volts is bright enough to light a room. Lower Voltages are good for outdoor illumination for walk ways or for security purposes.

A GREAT AND FUN SCIENCE EXPERIMENT that you can use for a life time.

WARNING: The use of high voltage can kill you. even 20 ma's passed thru a capacitor bank can kill you. so be careful.



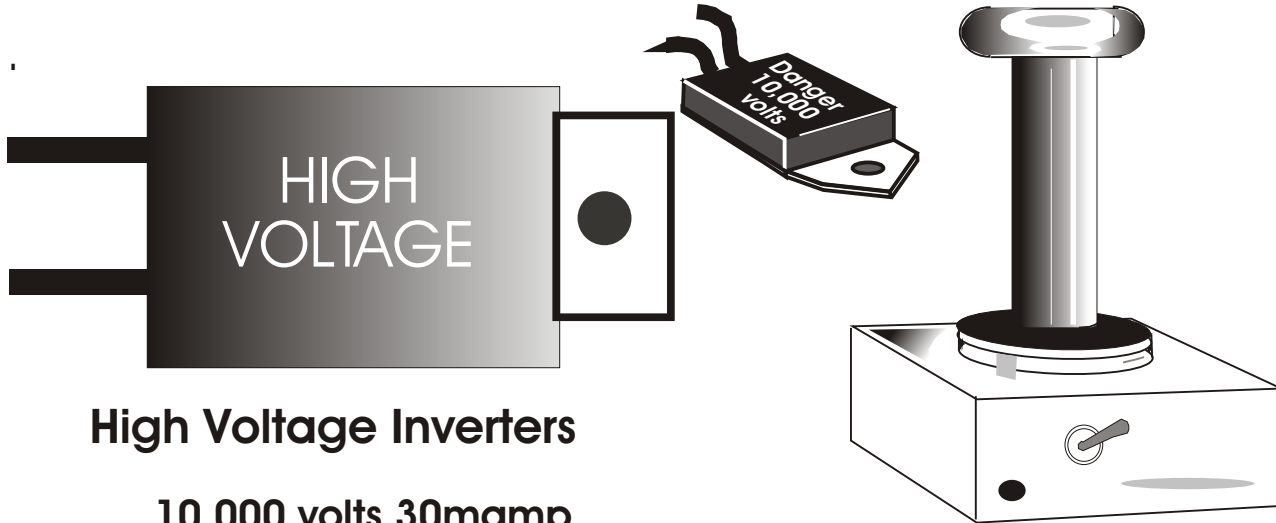


High Voltage Inverters
10,000 volts 30mamp

You have the option of using many different types of high voltage sources. If you use a DC Source, you will need to pulse it. Page 5 will show you some great homemade PVC type.

You can use voltages as low as 800 volts ac/dc to 100,000 vac/dc

1.



High Voltage Inverters

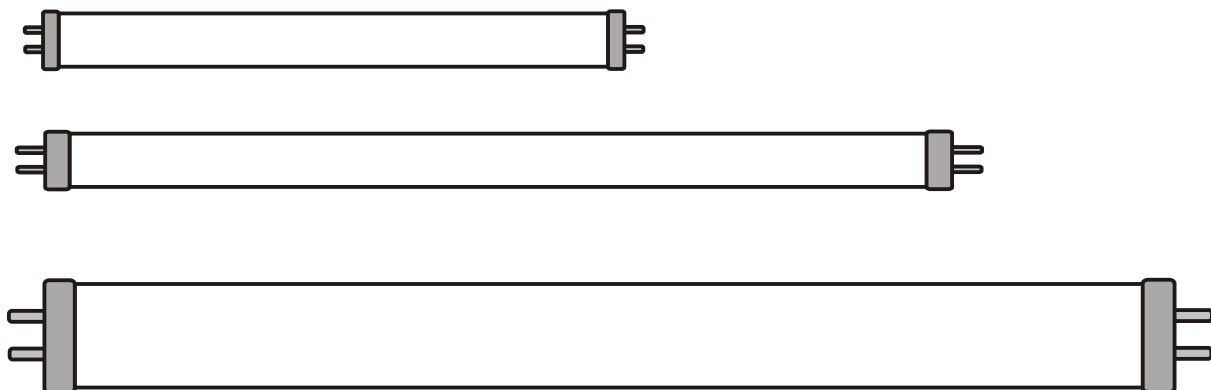
10,000 volts 30mamp


You can Buy high voltage inverters from us see our catalog or send \$69 for a 10,000 volt inverter TO: creative science box 8001 New Albany, IN. 47150

High Voltage Tesla Coils

2. for testing you will need alligator clips on test wire. for permanent applications you will need GTO wire. you can buy GTO wire from your local sign & neon shop.

3. Any Size Burnt Out Fluorescent Bulb(s)






A Capacitor Diode High Voltage Multiplier, Input AC out put DC. DC can be pulsed into an isolation transformer turning it back into AC but at a much higher voltage. You can also use a regular wall transformer, in reverse. Wall transformers step down 120 vac to 12 vac and therefore are considered step down transformers. But by inputting ac into the 12 vac = secondary, you can use this common transformer as a step up voltage transformer.

WARNING: You build at your own risk, always wear rubber gloves when working with high voltage,. Keep away from children and adults.



This photo shows a homemade High Voltage Tesla Coil, we used a 4" PVC pipe and turned #18 copper coated wire around the outer surface, one layer only. This will be the high voltage secondary, The primary of this awesome air transformer was pulsed with 300 vdc, we used 3 turns of # 8 bare wire and coated it our selves with clear laquer spray paint.



Creative Science & Research: Our Homemade Tesla Coil, Great for many high voltage and free energy experiments.



Isolation Transformer



15,000 vac neon Transformer, input 120 vac or 1.5 dc pulses and up, output: = 15,000 when using 120 vac, when pulsing 1.5 vdc and up, you then get a free energy output. (Not perpetual motion)

Experiment: You can light a 4 foot fluorescent bulb that is not burnt out to about 20%. Pulsing a small 1.5 vdc battery on the primary input. Secondary would be attached to the bulb. Use a 9 volt battery and will light bulb much brighter. Battery will last a very long time! Hours and hours.

Relighting Fluorescent Bulbs

A Fun Experiment: Take a 3" to 4" x 24" White PVC pipe and turn #26 copper coated wire around the plastic pipe side by side. That is, keep each turn of wire side by side. You are going to be making a basic Tesla coil, But it is much different than that. In that it behaves in a strange way. Keep turning wire around PVC pipe until you get to the end, use duck tape to secure and clear thick 2" or 3" shipping tape to cover over the wire when done. You should have about 200 turns or more. Now turn #8 or 10 wire around the center of PVC, over top of the #26 wire, turn only 6 to 7 turns and tape with duck tape so it does not move. Now the # 8 wire is your primary and the # 26 wire is your secondary. Now build our #378 High Voltage DC Multiplier up to 1,500 vdc. Attach the negative to left side of # 8 coil, and the positive you will use as a hand drive switch, using a rubber glove. Attach the #26 secondary wire to a large 40 watt fluorescent bulb, now strike the 1500 vdc positive wire to the right side of the # 8 wire primary. What will happen is: The neon bulb will light up and your capacitors from your power supply bank will now be 99 full, That is if you charge your 1500 vdc power supply and then unplug the 120 volt ac input. The power supply will last a very long time. If you get to much sparking add a choke coil or a HV Air Coil to your 1500 vdc positive end.



See Our # 378 High Volatage Doubler Plans
\$9.95

WARNING!

High Voltage can KILL!
Do not work on this project unless you are a professional or have knowledge of high voltage safety. You build at your own risk. We are not responsible for anything in these plans.

Always wear rubber gloves and shoes.





Copy this Warning Sign and tape it up where ever you are going to be working with high voltage.

Any size bulb can be used. Your power supply can be designed to be small in dimension.



Exciting a gas within a glass tube was invented by Nikola Tesla, and became what is known now as Neon and Fluorescent bulbs or tubes.


It is in our opinion that the reaction taking place within the glass tube is free energy, (Not perpetual motion,) but, still free energy.

More research should be done in this area. Hopefully we can one day find the time to work with it, But for now free energy motors and generators is our main concern! We are always trying to build a smaller and better free energy motor.

Why is our system of doing things in this world so messed up. an invention comes along and people stop and except it, then they buy it, then they try it, then stop trying to work with it and rediscover it's full potential.....

there is more out there just waiting to be discovered, Tesla had one of the greatest God given minds on this earth! No doubt he knew this already. Tesla never stopped inventing until he died. he left us with many great invention's, to many to name!










1,200 vdc to 2,200 vdc power supply



Here we are pulsing a 9 vdc battery by hand, into a 15,000 volt Neon transformer, using almost no amperage at all! The output is 1,200 vac

place 4 - 9 volt batteries in series and pulse into the trans and watch what happens. Output is now 4,500 volts ac and is using less amperage than before. The Bulb will now light even brighter.

Your 9 volt batteries will last a long time. The Neon trans cost about \$120, it is the Gaseuos tube tvne.



